

APM Terminals Bahrain B.S.C.

FINANCIAL STATEMENTS

31 DECEMBER 2021

FINANCIAL STATEMENTS
For the year ended 31 December 2021

CONTENTS	Page
Corporate Information	1
Directors' report	2 - 3
Independent auditors' report to the shareholders	4 - 8
Financial statements	
Statement of financial position	9
Statement of profit or loss and other comprehensive income	10
Statement of changes in equity	11
Statement of cash flows	12
Notes to the financial statements	13 – 44

Corporate Information

Commercial Registration 60982 - 1

Registered Office P.O. Box 50490, Hidd
Kingdom of Bahrain
Telephone: +973 17 365500
Fax: +973 17 365505

Directors

Name	Designation	Date of appointment	Date of reappointment
David Skov	<i>Chairman</i>	16 Feb 2018	13 Dec 2018
Fawzi Ahmed Kanoo	<i>Vice-chairman</i>	13 July 2018	13 Dec 2018
Soren Sjostrand Jakobsen	<i>Executive Director</i>	18 Jun 2013	13 Dec 2018
Jesper Kjaedegaard	<i>Non-Executive Director</i>	13 Dec 2018	-
Mohamed Ebrahim Alshroogi	<i>Independent Director</i>	13 Dec 2018	-
Nadhem Saleh Al-Saleh	<i>Independent Director</i>	13 Dec 2018	-

Audit, Risk and Compliance Committee Nadhem Saleh Al-Saleh
Mohamed Ebrahim Alshroogi
Soren Sjostrand Jakobsen

Nomination, Remuneration and Governance Committee Mohamed Ebrahim Alshroogi
Nadhem Saleh Al-Saleh
Jesper Kjaedegaard

Company Secretary and Corporate Governance Officer Bharat Mehta

Registrar Bahrain Clear
Harbour Gate, 4th Floor,
Bahrain Financial Harbour
Bahrain

Bankers HSBC
National Bank of Bahrain
Ahli United Bank

Auditor PricewaterhouseCoopers M.E Limited

DIRECTORS' REPORT
for the year ended 31 December 2021

On behalf of the Board of Directors, it is our pleasure in presenting the Company's financial statements (pages 9 to 44) for the year ended 31 December 2021.

Financial highlights (BD 000's)

	2021	2020
Revenue	39,017	43,187
Profit for the year	7,984	13,662
Total equity	21,484	27,162
Total assets	56,536	61,961

Director's remuneration

The Board of Directors' remuneration and the executive management expenses for the year are as follows:

Name	Remuneration of the Chairman and BOD (000)	Total allowance for attending Board and Committee Meetings (000)	Total (000)
Chairman			
David Skov	12	3	15
Vice-Chairman			
Fawzi Ahmed Kanoo	10	3	13
Executive Director			
Soren Sjostrand Jakobsen	10	2	12
Non-Executive Director			
Jesper Kjaedegaard	10	4	14
Independent Director			
Mohamed Ebrahim Alshroogi	10	3	13
Nadhem Saleh Al-Saleh	10	3	13
Total	62	18	80

Executive management	Total paid salaries and allowances	Total paid bonus	Any other cash / in kind remuneration	Total
Managing Director, Chief Commercial Officer, Chief Financial Officer, GM Human Resources, Chief Government and Security Affairs Officer, GM HSE and Transformation, Head of Asset Maintenance	809	122	-	931

DIRECTORS' REPORT
for the year ended 31 December 2021

Representations and audit


The Company's activities for the year ended 31 December 2021 have been conducted in accordance with the Commercial Companies Law and other relevant statutes of the Kingdom of Bahrain.

There have been no events subsequent to 31 December 2021, which would in any way invalidate the financial statements on pages 9 to 44.

The Company has maintained proper, complete accounting records and these, together with all other information and explanations, have been made freely available to the auditors PricewaterhouseCoopers M.E Limited, who have signified their willingness to continue in office for the next accounting year.

Proposed Appropriations

Based on the financial results, the Board of directors has recommended for the approval of Shareholders at the upcoming Annual General Meeting, a full year cash dividend of BD 7,984 thousands.



David Skov
Chairman



Fawzi Ahmed Kanoo
Vice Chairman

28 February 2022



Independent auditor's report to the shareholders of APM Terminals Bahrain B.S.C.

Report on the audit of the financial statements

Our opinion

In our opinion, the financial statements present fairly, in all material respects, the financial position of APM Terminals Bahrain B.S.C. (the "Company") as at 31 December 2021, and its financial performance and its cash flows for the year then ended in accordance with International Financial Reporting Standards.

What we have audited

The Company's financial statements comprise:

- the statement of financial position as at 31 December 2021;
- the statement of profit or loss and other comprehensive income for the year then ended;
- the statement of changes in equity for the year then ended;
- the statement of cash flows for the year then ended; and
- the notes to the financial statements, which include significant accounting policies and other explanatory information.

Basis for opinion

We conducted our audit in accordance with International Standards on Auditing (ISAs). Our responsibilities under those standards are further described in the *Auditor's responsibilities for the audit of the financial statements* section of our report.

We believe that the audit evidence we have obtained is sufficient and appropriate to provide a basis for our opinion.

Independence

We are independent of the Company in accordance with the International Code of Ethics for Professional Accountants (including International Independence Standards) issued by the International Ethics Standards Board of Accountants (IESBA Code) and the ethical requirements that are relevant to our audit of the financial statements in the Kingdom of Bahrain. We have fulfilled our other ethical responsibilities in accordance with these requirements and the IESBA Code.

Our audit approach

Overview

Key Audit Matter - Accounting under concession arrangement

As part of designing our audit, we determined materiality and assessed the risks of material misstatement in the financial statements. In particular, we considered where the Board of Directors made subjective judgements; for example, in respect of significant accounting estimates that involved making assumptions and considering future events that are inherently uncertain. As in all of our audits, we also addressed the risk of management override of internal controls, including among other matters consideration of whether there was evidence of bias that represented a risk of material misstatement due to fraud.

We tailored the scope of our audit in order to perform sufficient work to enable us to provide an opinion on the financial statements as a whole, taking into account the structure of the Company, the accounting processes and controls, and the industry in which the Company operates.



Independent auditor's report to the shareholders of APM Terminals Bahrain B.S.C. (continued)

Report on the audit of the financial statements (continued)

Key audit matters

Key audit matters are those matters that, in our professional judgement, were of most significance in our audit of the financial statements of the current period. These matters were addressed in the context of our audit of the financial statements as a whole, and in forming our opinion thereon, and we do not provide a separate opinion on these matters.

Key audit matter	How our audit addressed the key audit matter
------------------	--

Accounting under concession arrangement

As described in note 3 (c), the Company has entered into the Khalifa Bin Salman Port Concession Agreement ("KBSP Agreement") dated 8 November 2006, with the Government of the Kingdom of Bahrain (the "Government"), whereby the Government has granted the Company an exclusive right and privilege to operate the Khalifa Bin Salman Port for a period of 25 years starting from 1 April 2009. The Board of Directors reassessed the accounting treatment of the KBSP Agreement and in doing so have exercised significant judgements in assessing the key clauses of the KBSP Agreement.

The judgements included:

- Interpretation and assessment of the key clauses of the KBSP Agreement, to ensure that the rights arising from the KBSP Agreement meet the requirements of the "intangible asset" model under IFRIC 12 — Service Concession Arrangements; and
- Assessment of fixed and variable payments for the recognition of financial liability with corresponding recognition of intangible assets arising from a fixed fee, payable to the Government over the life of the KBSP Agreement.

We considered this as a key audit matter as the appropriate accounting treatment of the KBSP Agreement is fundamental to the users' understanding of the financial statements taken as a whole as it impacts the recognition, classification and measurement of assets, liabilities, income and expenses.

Refer to note 3 (c) and note 29.

Our audit procedures included:

- Obtaining the Board of Directors interpretation and assessment of the key clauses of the KBSP Agreement and its potential impact on the financial statements in line with IFRS requirements;
- Evaluating, with the assistance of our internal financial reporting experts, the key terms of the KBSP Agreement to identify clauses where Board of Directors have applied significant judgements that have a resultant impact on the financial statements;
- Assessing the appropriateness of the accounting policies applied by the Board of Directors in relation to the accounting and the recognition and measurement of financial liability with corresponding recognition of intangible assets arising from a fixed fee, payable to the Government over the life of the KBSP Agreement; and
- Assessing the adequacy of the disclosures made in the financial statements around this matter.



Independent auditor's report to the shareholders of APM Terminals Bahrain B.S.C. (continued)

Report on the audit of the financial statements (continued)

Other information

The Board of Directors is responsible for the other information. The other information comprises the Directors' Report (but does not include the financial statements and our auditor's report thereon), which we obtained prior to the date of this auditor's report and the Annual Report which is expected to be made available to us after that date.

Our opinion on the financial statements does not cover the other information and we do not express any form of assurance conclusion thereon.

In connection with our audit of the financial statements, our responsibility is to read the other information identified above and, in doing so, consider whether the other information is materially inconsistent with the financial statements or our knowledge obtained in the audit, or otherwise appears to be materially misstated.

If, based on the work we have performed, we conclude that there is a material misstatement of this other information, we are required to report that fact. We have nothing to report in this regard.

Responsibilities of the Board of Directors for the financial statements

The Board of Directors is responsible for the preparation and fair presentation of the financial statements in accordance with International Financial Reporting Standards and the Bahrain Commercial Companies Law number (21) of 2001, as amended (the "Commercial Companies Law"), and for such internal control as the Board of Directors determines is necessary to enable the preparation of financial statements that are free from material misstatement, whether due to fraud or error.

In preparing the financial statements, the Board of Directors is responsible for assessing the Company's ability to continue as a going concern, disclosing, as applicable, matters related to going concern and using the going concern basis of accounting unless the Board of Directors either intends to liquidate the Company or to cease operations, or has no realistic alternative but to do so.

The Board of Directors is responsible for overseeing the Company's financial reporting process.

Auditor's responsibilities for the audit of the financial statements

Our objectives are to obtain reasonable assurance about whether the financial statements as a whole are free from material misstatement, whether due to fraud or error, and to issue an auditor's report that includes our opinion. Reasonable assurance is a high level of assurance, but is not a guarantee that an audit conducted in accordance with ISAs will always detect a material misstatement when it exists. Misstatements can arise from fraud or error and are considered material if, individually or in the aggregate, they could reasonably be expected to influence the economic decisions of users taken on the basis of these financial statements.

As part of an audit in accordance with ISAs, we exercise professional judgement and maintain professional scepticism throughout the audit. We also:

- Identify and assess the risks of material misstatement of the financial statements, whether due to fraud or error, design and perform audit procedures responsive to those risks, and obtain audit evidence that is sufficient and appropriate to provide a basis for our opinion. The risk of not detecting a material misstatement resulting from fraud is higher than for one resulting from error, as fraud may involve collusion, forgery, intentional omissions, misrepresentations, or the override of internal control.



Independent auditor's report to the shareholders of APM Terminals Bahrain B.S.C. (continued)

Report on the audit of the financial statements (continued)

Auditor's responsibilities for the audit of the financial statements (continued)

- Obtain an understanding of internal control relevant to the audit in order to design audit procedures that are appropriate in the circumstances, but not for the purpose of expressing an opinion on the effectiveness of the Company's internal control.
- Evaluate the appropriateness of accounting policies used and the reasonableness of accounting estimates and related disclosures made by the Board of Directors.
- Conclude on the appropriateness of the Board of Directors' use of the going concern basis of accounting and, based on the audit evidence obtained, whether a material uncertainty exists related to events or conditions that may cast significant doubt on the Company's ability to continue as a going concern. If we conclude that a material uncertainty exists, we are required to draw attention in our auditor's report to the related disclosures in the financial statements or, if such disclosures are inadequate, to modify our opinion. Our conclusions are based on the audit evidence obtained up to the date of our auditor's report. However, future events or conditions may cause the Company to cease to continue as a going concern.
- Evaluate the overall presentation, structure and content of the financial statements, including the disclosures, and whether the financial statements represent the underlying transactions and events in a manner that achieves fair presentation.

We communicate with the Board of Directors regarding, among other matters, the planned scope and timing of the audit and significant audit findings, including any significant deficiencies in internal control that we identify during our audit.

We also provide the Board of Directors with a statement that we have complied with relevant ethical requirements regarding independence, and to communicate with them all relationships and other matters that may reasonably be thought to bear on our independence, and where applicable, actions taken to eliminate threats or safeguards applied.

From the matters communicated with the Board of Directors, we determine those matters that were of most significance in the audit of the financial statements of the current period and are therefore the key audit matters. We describe these matters in our auditor's report unless law or regulation precludes public disclosure about the matter or when, in extremely rare circumstances, we determine that a matter should not be communicated in our report because the adverse consequences of doing so would reasonably be expected to outweigh the public interest benefits of such communication.

Report on other legal and regulatory requirements

- A) As required by the Commercial Companies Law, we report that:
- i. the Company has maintained proper accounting records and the financial statements are in agreement therewith;
 - ii. the financial information included in the Directors' Report is consistent with the financial statements;
 - iii. nothing has come to our attention which causes us to believe that the Company has, during the year, breached any of the applicable provisions of the Commercial Companies Law or the items of its Memorandum and Articles of Association which would have a material adverse effect on its activities for the year ended 31 December 2021 or its financial position as at that date; and
 - iv. satisfactory explanations and information have been provided to us by the management in response to all our requests.



*Independent auditor's report to the shareholders of APM Terminals
Bahrain B.S.C. (continued)*

Report on other legal and regulatory requirements (continued)

- B) As required by the Ministry of Industry, Commerce and Tourism in its letter dated 30 January 2020 in respect of Article (8) of Section (2) of Chapter (1) of the Bahrain Corporate Governance Code, we report that the Company:
- i. has appointed a corporate governance officer; and
 - ii. has a Board of Directors approved written guidance and procedures for corporate governance.

The partner in charge of the audit resulting in this independent auditor's report is John Molloy.

PricewaterhouseCoopers
PricewaterhouseCoopers M.E Limited
Partner's registration number: 255
Manama, Kingdom of Bahrain
28 February 2022

STATEMENT OF FINANCIAL POSITION
as at 31 December 2021

BD 000's

	Note	2021	2020 (Restated - Note 29)	1 January 2020 (Restated - Note 29)
ASSETS				
Intangible assets	4	25,639	27,454	29,094
Equipment and vehicles	5	670	700	612
Total non-current assets		26,309	28,154	29,706
Inventories	6	362	344	327
Trade receivables	7	1,550	1,568	1,437
Other receivables and prepayments	8	285	431	508
Due from related parties	22	788	1,174	1,260
Balances with Group Treasury	22	25,512	29,106	21,549
Cash and cash equivalents	9	1,730	1,184	3,109
Total current assets		30,227	33,807	28,190
Total assets		56,536	61,961	57,896
EQUITY AND LIABILITIES				
Equity				
Share capital	10	9,000	9,000	9,000
Statutory reserve	11	4,500	4,500	4,500
Retained earnings		7,984	13,662	10,161
Total equity		21,484	27,162	23,661
Liabilities				
Lease and other financial liabilities	12	24,330	25,276	26,124
Employee leaving indemnities	13	738	680	576
Total non-current liabilities		25,068	25,956	26,700
Trade and other payables	14	8,035	7,245	6,043
Due to related parties	22	514	376	395
Lease and other financial liabilities	12	1,435	1,222	1,097
Total current liabilities		9,984	8,843	7,535
Total liabilities		35,052	34,799	34,235
Total equity and liabilities		56,536	61,961	57,896

The financial statements were approved by the Board of Directors on 28 February 2022 and signed on its behalf by:


David Skov
Chairman


Fawzi Ahmed Kanoo
Vice Chairman


The accompanying notes 1 to 30 are an integral part of these financial statements.


STATEMENT OF PROFIT OR LOSS AND OTHER COMPREHENSIVE INCOME
for the year ended 31 December 2021

BD 000's

	Note	2021	2020 (Restated - Note 29)
Revenue	15	39,017	43,187
Direct operating expenses	16	(13,766)	(14,706)
Other direct expenses	17	(11,932)	(10,400)
Gross profit		13,319	18,081
Other operating income		79	73
Gain on disposal of equipment and vehicles		9	1
General and administrative expenses	18	(4,215)	(3,958)
Net impairment reversal/ (losses) on trade receivables		26	(4)
Operating profit		9,218	14,193
Finance income		596	515
Finance expense	19	(1,830)	(1,849)
Net finance costs		(1,234)	(1,334)
Other income	30	-	803
Profit for the year		7,984	13,662
Other comprehensive income		-	-
Total comprehensive income for the year		7,984	13,662
Earnings per share			
Basic and diluted earnings per share (in fils)	20	89	152

These financial statements were approved for issue by the Board of Directors of the Company on 28 February 2022 and signed on its behalf by:


David Skov
Chairman


Fawzi Ahmed Kanoo
Vice Chairman

The accompanying notes 1 to 30 are an integral part of these financial statements.

STATEMENT OF CHANGES IN EQUITY
for the year ended 31 December 2021

BD 000's

2021	Share capital	Statutory reserve	Retained earnings	Total
At 1 January	9,000	4,500	13,662	27,162
Total comprehensive income for the year	-	-	7,984	7,984
Transactions with shareholders in their capacity as shareholders				
Dividend for 2020 (Note 21)	-	-	(13,662)	(13,662)
At 31 December	9,000	4,500	7,984	21,484

2020	Share capital	Statutory reserve	Retained earnings	Total
At 1 January	9,000	4,500	10,161	23,661
Total comprehensive income for the year	-	-	13,662	13,662
Transactions with shareholders in their capacity as shareholders				
Dividend for 2019 (Note 21)	-	-	(10,161)	(10,161)
At 31 December	9,000	4,500	13,662	27,162

The accompanying notes 1 to 30 are an integral part of these financial statements.

STATEMENT OF CASH FLOWS
for the year ended 31 December 2021

BD 000's

	Note	2021	2020
CASH FLOWS FROM OPERATING ACTIVITIES			
Profit for the year		7,984	13,662
<i>Adjustments for:</i>			
Amortisation	4	2,333	2,353
Depreciation	5	366	217
Finance expense		1,830	1,849
Gain on sale of equipment and vehicles		(9)	(1)
(Reversal of)/allowance for impairment on trade receivables		(26)	4
Provision for/(reversal of) impairment of inventories		12	(29)
Finance income		(484)	(503)
Employee leaving indemnities – charge	13	135	154
<i>Changes in:</i>			
- Inventories		(30)	12
- Trade receivables		44	(135)
- Other receivables and prepayments		175	77
- Due from related parties		215	(34)
- Trade and other payables		761	1205
- Due to related parties		138	(19)
Employee leaving indemnities – paid	13	(77)	(50)
Net cash generated from operating activities		13,367	18,762
CASH FLOWS FROM INVESTING ACTIVITIES			
Purchase of equipment and vehicles		(188)	(160)
Purchase of intangible assets			
4		(158)	(498)
Proceeds from maturity of placements with Group Treasury		29,693	23,303
Placements with Group Treasury		(25,444)	(30,237)
Proceeds from disposal of equipment and vehicles		9	1
Net cash generated from/ (used in) investing activities		3,912	(7,591)
CASH FLOWS FROM FINANCING ACTIVITIES			
Payment of lease liabilities and other financial liabilities		(1,241)	(1,110)
Payment of finance expenses		(1,830)	(1,825)
Dividend paid	21	(13,662)	(10,161)
Net cash used in financing activities		(16,733)	(13,096)
Net increase/ (decrease) in cash and cash equivalents during the year		546	(1,925)
Cash and cash equivalents at beginning of the year		1,184	3,109
Cash and cash equivalents at end of the year	9	1,730	1,184

Non-cash activities include additions to right-of-use assets and lease liabilities of BD 508 (2020: BD 215).

The accompanying notes 1 to 30 are an integral part of these financial statements.

NOTES TO THE FINANCIAL STATEMENTS
For the year ended 31 December 2021**BD 000's****1 REPORTING ENTITY**

APM Terminals Bahrain B.S.C. (the "Company") is a joint stock company incorporated in the Kingdom of Bahrain on 11 May 2006 under Commercial Registration (CR) number 60982 by the Ministry of Industry, Commerce and Tourism. The Company's registered office is P.O. Box 50490, Hidd, Kingdom of Bahrain. The Company is a subsidiary of APM Terminals B.V (the "Parent Company"), a Dutch Company. Maersk Holding B.V, Rotterdam is the Ultimate Parent Company of the Group. The Group is ultimately controlled through A.P. Møller Holding A/S, Copenhagen, Denmark, which is owned by the foundation A.P. Møller og Hustru Chastine Mc-Kinney Møller Fond til almene Formaal.

The Company commenced operations on 8 December 2006, following the signing of the Mina Salman Concession Agreement (the "MSP agreement") with the Government of the Kingdom of Bahrain ("Government"), wherein the Government has granted the Company, an exclusive right and privilege to operate the Mina Salman Port. The Mina Salman concession agreement was in force for a period commencing from 8 December 2006 and expired on the Commercial Operation Date of the Khalifa Bin Salman Port (KBSP), 1 April 2009.

The Company also signed the Khalifa Bin Salman Port Concession Agreement ("KBSP Agreement") dated 8 November 2006, with the Government whereby the Government has granted the Company an exclusive right and privilege to operate the KBSP for a period of 25 years starting 1 April 2009. The Company paid BD 924 as concession fee for the KBSP concession period on commencement of operations at the KBSP (refer note 4).

In consideration for granting the concessions, the Company pays a royalty fee to the Government of the Kingdom of Bahrain and is calculated as follows:

- A fixed fee of BD 700 per annum is payable for lease agreement increasing at the rate of 2% per annum; and

- A variable royalty fee calculated in accordance with the terms set out in the KBSP Agreement. The variable royalty fee on revenue for 2021 is 31% (2020: 24%) and 3% penalty in case of failure to meet transshipment target or key performance indicators set out in the concession agreement.

In accordance with the KBSP agreement, at an Extraordinary General Meeting held on 11 June 2018, the shareholders resolved to convert the Company's status to a Bahraini Public Joint Stock Company. Subsequent to the Initial Public Offering (IPO) of 20% of the existing shares of the shareholders, the Company became a Bahraini Public Joint Stock Company effective 9 December 2018 and was listed on the Bahrain Bourse.

2 BASIS OF PREPARATION**a) Statement of compliance**

The financial statements have been prepared in accordance with International Financial Reporting Standards ("IFRS") as issued by International Accounting Standards Board (IASB) and, IFRIC Interpretations and the Commercial Companies Law.

b) Functional and presentation currency

Items included in the financial statements are measured using the currency of the primary economic environment in which the entity operates (the "functional currency"). The financial statements are presented in Bahraini Dinars, which is the Company's functional and presentation currency. All financial information presented has been rounded to the nearest thousands, except when otherwise indicated.

NOTES TO THE FINANCIAL STATEMENTS
For the year ended 31 December 2021

BD 000's

2 BASIS OF PREPARATION (continued)

c) Basis of measurement

The financial statements have been prepared under the historical cost basis, except for derivatives which are measured at fair value through profit and loss.

d) Early adoption of standards

The Company has not early adopted any new standards in 2021.

e) New standards, amendments and interpretations effective from 1 January 2021

New standards issued and applicable for the annual periods starting on or after 1 January 2021 which has been followed by the Company:

- *Amendment to IFRS 16, 'Leases' – Covid-19 related rent concessions*

As a result of the coronavirus (COVID-19) pandemic, rent concessions have been granted to lessees. Such concessions might take a variety of forms, including payment holidays and deferral of lease payments. On 28 May 2020, the IASB published an amendment to IFRS 16 that provides an optional practical expedient for lessees from assessing whether a rent concession related to COVID-19 is a lease modification. Lessees can elect to account for such rent concessions in the same way as they would if they were not lease modifications. In many cases, this will result in accounting for the concession as variable lease payments in the period(s) in which the event or condition that triggers the reduced payment occurs.

- *Amendments to IFRS 17 and IFRS 4, 'Insurance contracts' deferral of IFRS 9*

These amendments defer the date of application of IFRS 17 by 2 years to 1 January 2023 and change the fixed date of the temporary exemption in IFRS 4 from applying IFRS 9, Financial instrument until 1 January 2023.

- *Amendments to IFRS 9, IAS 39, IFRS 7, IFRS 4 and IFRS 16 Interest Rate Benchmark Reform – Phase 2*

The Phase 2 amendments address issues that arise from the implementation of the reforms, including the replacement of one benchmark with an alternative one.

These standards did not have a material impact on the entity in the current reporting period.

f) New standards issued and not yet applicable or early adopted by the Company for the periods starting on or after 1 January 2021:

- *Amendments to IAS 1, 'Presentation of financial statements' on classification of liabilities*

These narrow-scope amendments to IAS 1, 'Presentation of financial statements', clarify that liabilities are classified as either current or non-current, depending on the rights that exist at the end of the reporting period. Classification is unaffected by the expectations of the entity or events after the reporting date (for example, the receipt of a waiver or a breach of covenant). The amendment also clarifies what IAS 1 means when it refers to the 'settlement' of a liability.

- *A number of narrow-scope amendments to IFRS 3, IAS 16, IAS 17 and some annual improvements on IFRS 1, IFRS 9, IAS 41 and IFRS 16*

- Amendments to IFRS 3, 'Business combinations' update a reference in IFRS 3 to the Conceptual Framework for Financial Reporting without changing the accounting requirements for business combinations.
- Amendments to IAS 16, 'Property, plant and equipment' prohibit a company from deducting from the cost of property, plant and equipment amounts received from selling items produced while the company is preparing the asset for its intended use. Instead, a company will recognise such sales proceeds and related cost in profit or loss.
- Amendments to IAS 37, 'Provisions, contingent liabilities and contingent assets' specify which costs a company includes when assessing whether a contract will be loss-making.

NOTES TO THE FINANCIAL STATEMENTS
For the year ended 31 December 2021**BD 000's****2 BASIS OF PREPARATION (continued)****f) New standards issued and not yet applicable or early adopted by the Company for the periods starting on or after 1 January 2021 (continued):**

- *A number of narrow-scope amendments to IFRS 3, IAS 16, IAS 17 and some annual improvements on IFRS 1, IFRS 9, IAS 41 and IFRS 16 (continued)*
- Annual improvements make minor amendments to IFRS 1, 'First-time Adoption of IFRS', IFRS 9, 'Financial instruments', IAS 41, 'Agriculture' and the Illustrative Examples accompanying IFRS 16, 'Leases'.
- *IFRS 17, 'Insurance contracts'*

This standard replaces IFRS 4, which currently permits a wide variety of practices in accounting for insurance contracts. IFRS 17 will fundamentally change the accounting by all entities that issue insurance contracts and investment contracts with discretionary participation features.

The management are still assessing the expected impact of these new standards and interpretations on the Company's financial statements.

There are no any other new standards or interpretations published that should be adopted by the Company for the annual periods starting on or after 1 January 2021 and which could have a material impact on the Company's financial statements.

g) Use of estimates and judgements

In preparing these financial statements, management has made judgements and estimates that affect the application of the Company's accounting policies and the reported amounts of assets, liabilities, income and expenses. Actual results may differ from these estimates. Estimates and underlying assumptions are reviewed on an ongoing basis. Revisions to estimates are recognised prospectively.

Judgements:

Information about judgements made in applying accounting policies that have the most significant effects on the amounts recognised in the financial statements is included in the following notes:

- Note 3(q) – leases: whether the Company is reasonably certain to exercise extension options and use of discount rate.

Assumptions and estimation uncertainties:

Information about assumptions and estimation uncertainties at 31 December 2021 that have a risk of resulting in a material adjustment to the carrying amounts of assets and liabilities in the next financial year is included in the following notes:

- Note 3(b) – Useful life and residual value of equipment and vehicle
- Note 3(o) – impairment test of intangible assets
- Note 3(o) – impairment of inventory
- Note 3(o) – measurement of ECL allowance for trade receivables; and
- Note 3(o) – impairment of non-financial assets

NOTES TO THE FINANCIAL STATEMENTS
For the year ended 31 December 2021**BD 000's****3 SIGNIFICANT ACCOUNTING POLICIES**

The significant accounting policies applied in the preparation of these financial statements are set out below. The accounting policies have been consistently applied by the Company and are consistent with those used in the previous year, except as set out below.

a) Revenue recognition

The Company recognises revenue from contracts with customers based on a five-step model as set out in IFRS 15 - Revenue from Contract with Customers ("IFRS 15"):

1-Identify the contract(s) with a customer: A contract is defined as an agreement between two or more parties that creates enforceable rights and obligations and sets out the criteria for every contract that must be met.

2-Identify the performance obligations in the contract: A performance obligation is a promise in a contract with a customer to transfer a good or service to the customer.

3-Determine the transaction price: The transaction price is the amount of consideration to which the Company expects to be entitled in exchange for transferring promised goods or services to a customer, excluding amounts collected on behalf of third parties.

4-Allocate the transaction price to the performance obligations in the contract: For a contract that has more than one performance obligation, the Company will allocate the transaction price to each performance obligation in an amount that depicts the amount of consideration to which the Company expects to be entitled in exchange for satisfying each performance obligation.

5-Recognise revenue when (or as) the entity satisfies a performance obligation at a point in time or over time.

The Company provides wide range of services related to the management and operation of the Khalifa Bin Salman Port (KBSP), container services, general cargo services and marine services. If the contract with a customer includes any separate services, the Company identifies performance obligations of the services to be rendered.

The Company recognizes revenue when the amount of revenue and related costs can be reliably measured, it is probable that future economic benefits will flow to the entity and when specific criteria have been met for each of the Company's activities as described below. The Company bases its estimates on historical results, taking into consideration the type of customer, the type of transaction and the specifics of each arrangement.

Revenue comprises the fair value of the consideration received or receivable for the services rendered in the ordinary course of the Company's activities. Revenue is shown net of value added tax and discounts.

Revenue includes income from container services, general cargo services and marine services, which are recognized at a point in time.

- Container services represent the activities relating to handling containers and container vessels including storage and other related activities.
- General cargo services represent the activities relating to handling general cargo vessels and stuffing, unstuffing, and storage of non-containerized and bulk cargo.
- Marine services represent activities relating to pilotage and towage in KBSP, MSP and other private jetties.

NOTES TO THE FINANCIAL STATEMENTS
For the year ended 31 December 2021

BD 000's

3 SIGNIFICANT ACCOUNTING POLICIES (continued)

b) Equipment and vehicles

Equipment and vehicles are stated at cost less depreciation and allowances for impairment, if any. Cost includes purchase price of the items and expenditure that is directly attributable to the acquisition of the items.

Subsequent costs are included in the asset's carrying amount or recognised as a separate asset, as appropriate, only when it is probable that future economic benefits associated with the item will flow to the Company and the cost of the item or repairs can be measured reliably. All other repairs and maintenance are charged to profit or loss during the financial period in which they are incurred.

Depreciation is calculated on a straight-line basis to allocate the cost of equipment and vehicles to their residual values over their estimated useful lives, as follows:

Asset category	Estimated useful life in years
ROU - Leased forklifts	Life of the lease
ROU – Leased Flats	Life of the lease
Computer equipment	3
Quay cranes	25
RTG cranes	10
Spreaders & straddle carriers	5
Vehicles	5
Tools	5
Machinery and equipment	5
Furniture, fixtures and equipment	5

All depreciation is charged to profit or loss. The total amount of depreciation is classified into operating expenses based on the use of the related asset. The assets' residual values and useful lives are reviewed, and adjusted if appropriate, at each reporting period.

Gains and losses on disposals are determined by comparing proceeds with carrying amount. These are recognised in the profit or loss.

c) Intangible assets

Intangible assets acquired separately are measured on initial recognition at cost. Following initial recognition, intangible assets are carried at cost less any accumulated amortisation and accumulated impairment losses. Internally generated intangibles, excluding capitalised development costs, are not capitalised and the related expenditure is reflected in the statement of profit or loss and other comprehensive income in the period in which the expenditure is incurred. The useful lives of intangible assets are assessed as either finite or indefinite. Intangible assets with finite lives are amortised over the useful economic life and assessed for impairment whenever there is an indication that the intangible asset may be impaired. The amortisation period and the amortisation method for an intangible asset with a finite useful life are reviewed at least at the end of each reporting period. Changes in the expected useful life or the expected pattern of consumption of future economic benefits embodied in the asset are considered to modify the amortisation period or method, as appropriate, and are treated as changes in accounting estimates. The amortisation expense on intangible assets with finite lives is recognised in the statement of profit or loss and other comprehensive income in the expense category that is consistent with the function of the intangible assets.

NOTES TO THE FINANCIAL STATEMENTS
For the year ended 31 December 2021**BD 000's****3 SIGNIFICANT ACCOUNTING POLICIES (continued)****c) Intangible assets (continued)***Port concession rights*

The Company recognises an intangible asset arising from a service concession arrangement when it has a right to charge for use of the concession infrastructure. An intangible asset received as consideration for providing construction or upgrade services in a service concession arrangement is measured at fair value on initial recognition with reference to the fair value of the services provided. The port concession rights include all costs incurred towards construction of the container terminal.

The port concession rights are stated at cost, less amortization of cost. The estimated useful life of an intangible asset in a service concession arrangement is the period from when the Company is able to charge the public for the use of the infrastructure to the end of the concession period which is 25 years or life of the underlying assets, whichever is shorter.

Intangible assets include the amount of concession fee paid to the Government in accordance with the KBSP Agreement entered with the Government for the operation of the KBSP and the present value of the minimum lease payments of KBSP. These intangible assets have finite useful life and are measured at cost less amortisation and accumulated impairment loss, if any. Amortisation is recognised in the profit or loss on a straight-line basis over the concession agreement period of 25 years.

Other intangible assets

Intangible assets also include software and licenses acquired by the Company and are measured at cost less accumulated amortisation and any accumulated impairment losses. Subsequent expenditure is capitalised only when it increases the future economic benefits embodied in the specific asset to which it relates. All other expenditure is expensed as incurred. Software and licenses are amortised on a straight-line basis in the profit or loss over their estimated useful life, from the date on which it is available for use. The estimated useful life is three years.

d) Inventories

Inventories mainly consist of consumables and spares. Inventories are measured at the lower of cost and net realisable value. The cost of inventories is based on the first-in-first-out principle and includes expenditure incurred in acquiring the inventories and other costs incurred in bringing them to their existing location and condition.

The net realisable value is the estimated selling price in the ordinary course of business, less the estimated costs of completion and selling expenses.

NOTES TO THE FINANCIAL STATEMENTS
For the year ended 31 December 2021**BD 000's****3 SIGNIFICANT ACCOUNTING POLICIES (continued)****e) Trade receivables**

Receivables are recognized initially at fair value and subsequently measured at amortized cost less provision for impairment.

f) Cash and cash equivalents

Cash and cash equivalents comprise cash on hand and at bank and bank deposits that have an original maturity of three months or less, realisable on demand.

g) Trade payable and accruals

Payables are recognised for amounts to be paid in the future for goods or services received, whether billed by the supplier or not. These are recognized initially at their fair value and subsequently measured at amortized cost

Trade payable are classified as current liabilities if payment is due within one year or less. If not, they are presented as non-current liabilities.

h) Provisions

A provision is recognised in the statement of financial position when the Company has a legal or constructive obligation as a result of a past event and it is probable that an outflow of economic benefits will be required to settle the obligation.

i) Dividends

Dividend distribution to the Company's shareholders is recognised as a liability in the Company's financial statements in the period in which the dividends are declared but not yet paid.

j) Earnings per share

The Company presents basic earnings per share (EPS) data for its ordinary shares. Basic EPS is calculated by dividing the profit or loss attributable to ordinary shareholders of the Company by the weighted average number of shares outstanding during the period. The weighted average number of ordinary shares outstanding during the period and for all periods presented is adjusted for the issue of bonus shares.

NOTES TO THE FINANCIAL STATEMENTS
For the year ended 31 December 2021**BD 000's****3 SIGNIFICANT ACCOUNTING POLICIES (continued)****k) Employee benefits***Short-term employee benefits:*

Short-term employee benefits are expensed as the related service is provided.

End of service benefits:

Pension rights (and other social benefits) for Bahraini employees are covered by the Social Insurance Organisation scheme to which employees and employers contribute monthly on a fixed-percentage-of-salaries basis. The Company's share of contributions to this funded scheme, which is a defined contribution scheme under IAS 19 – *Employee Benefits*, is recognised as an expense in the profit or loss.

Expatriate employees are entitled to leaving indemnities payable under the Bahrain Labour Law for the Private Sector 2012, based on length of service and final salary and other allowances paid. Provision for this unfunded commitment, which represents a defined benefit scheme under IAS 19 – *Employee Benefits*, has been made by calculating the notional liability had all employees left at the reporting date, is recognised as an expense in the profit or loss.

l) Foreign currency transactions

Items included in the financial statements of the Company are measured using the currency of the primary economic environment in which the entity operates ('the functional currency'). The functional and presentation currency of the Company is Bahraini dinars ("BD").

Transactions in foreign currencies are translated to Bahraini Dinars at the foreign exchange rate prevailing at the date of the transactions. Monetary assets and liabilities denominated in foreign currencies at the reporting date are translated into Bahraini Dinars at the foreign exchange rate prevailing at that date.

Non-monetary assets and liabilities denominated in foreign currencies that are measured at fair value are translated into Bahraini Dinars at the exchange rate at the date that the fair value was determined. Foreign exchange differences resulting from the settlement of such foreign currency transactions and from the translation of monetary and non-monetary assets and liabilities denominated in foreign currencies at year end exchange rates are recognised in the profit or loss.

m) Financial instruments*Classification*

The Company classified its financial assets as those measured at amortised cost except for derivatives measured at fair value through profit or loss. The classification depends on the Company's business model for managing the financial assets and the contractual terms of the cash flows.

A financial asset is measured at amortised costs if the objective of the business model is to hold the financial asset for the collection of the contractual cash flows under the instrument solely represents payments of principal and interest. These financial assets are included in current assets, except for maturities greater than 12 months after the reporting date, which are classified as non-current assets. The Company's financial assets at amortised costs are "other receivables", "trade receivable", "amounts due from related parties", "balances with Group treasury" and "cash and cash equivalents".

NOTES TO THE FINANCIAL STATEMENTS
For the year ended 31 December 2021**BD 000's****3 SIGNIFICANT ACCOUNTING POLICIES (continued)****m) Financial instruments (continued)***Derivative financial instruments*

The Company holds derivative financial instruments for its foreign currency exposure in the form of foreign exchange forward and FX swap. Derivatives are initially measured at fair value. Subsequent to initial recognition, derivatives are measured at fair value, and changes therein are generally recognised in profit or loss.

Recognition and derecognition

Regular way purchases and sales of financial assets are recognised on trade-date, the date on which the Company commits to purchase or sell the asset. Financial assets are derecognised when the rights to receive cash flows from the financial assets have expired or have been transferred and the Company has transferred substantially all the risks and rewards of ownership.

Measurement

At initial recognition, the Company measures a financial asset at its fair value plus transaction costs that are directly attributable to the acquisition of the financial asset. Assets that are held for collection of contractual cash flows where those cash flows represent solely payments of principal and interest "if any" are measured at amortised cost. Interest income from these financial assets is included in finance income using the effective interest rate method. Any gain or loss arising on derecognition is recognised directly in the statement of profit or loss and other comprehensive income. Impairment losses are presented as separate line item in the separate statement of profit or loss and other comprehensive income.

Subsequent measurement

Subsequent to the initial recognition, financial assets are carried at amortised costs using the effective interest method.

n) Fair values of financial instruments

Fair value is the price that would be received to sell an asset or paid to transfer a liability in an orderly transaction between market participants at the measurement date in the principal, or in its absence, the most advantageous market to which the Company has access at that date. The fair value of a liability reflects its non-performance risk.

o) Impairment*(i) Financial assets*

The Company recognises loss allowance for expected credit loss on financial assets measured at amortized cost. Loss allowance for trade receivables is always measured at an amount equal to the life time expected credit losses.

At each reporting date, the Company assesses whether financial assets carried at amortized cost are credit impaired. A financial asset is 'credit-impaired' when one or more events that have a detrimental impact on the estimated future cash flows of the financial asset have occurred. Evidence that a financial asset is credit-impaired includes significant financial difficulty of the debtor, a breach of contract such as a default or it is probable that the debtor will enter bankruptcy or other financial reorganization.

The Company has three types of financial assets that are materially subject to the expected credit loss model which are trade receivables, due from related parties and balances with group treasury.

While cash at bank and other receivables are also subject to the impairment requirements of IFRS 9, the identified impairment loss was immaterial.

NOTES TO THE FINANCIAL STATEMENTS
For the year ended 31 December 2021**BD 000's****3 SIGNIFICANT ACCOUNTING POLICIES (continued)****o) Impairment (continued)***(i) Financial assets (continued)*

The Company applies the IFRS 9 simplified approach to measuring expected credit losses which uses a lifetime expected loss allowance for all financial assets.

The Company has established a provision matrix that is based on its historical credit loss experience, adjusted for forward-looking factors specific to the debtors and the economic environment. Loss allowances for financial assets measured at amortised cost are deducted from the gross carrying amount of the assets.

To measure the expected credit losses, financial assets have been grouped based on shared credit risk characteristics and the days past due.

The expected loss rates are based on the payment profiles of sales over a period of 12 month before 31 December 2021 or 1 January 2021 respectively and the corresponding historical credit losses experienced within this period. The historical loss rates are adjusted to reflect current and forward-looking information on macroeconomic factors affecting the ability of the customers and the related parties to settle the receivables.

The details for the calculation of the expected credit losses are disclosed in Note 24.

(ii) Non-financial assets

Non-financial assets are reviewed for impairment whenever events or changes in circumstances indicate that the carrying amount may not be recoverable. An impairment loss is recognised for the amount by which the asset's carrying amount exceeds its recoverable amount. The recoverable amount is the higher of an asset's fair value less costs to sell and value in use. For the purposes of assessing impairment, assets are grouped at the lowest levels for which there are separately identifiable cash inflows (cash-generating units). Prior impairments of non-financial assets (other than goodwill) are reviewed for possible reversal at each reporting date. An impairment loss is reversed only to the extent that the asset's carrying amount does not exceed the carrying amount that would have been determined, net of depreciation or amortisation, if no impairment loss had been recognised.

p) Offsetting

Financial assets and financial liabilities are offset and the net amount presented in the statement of financial position when, and only when, the Company currently has a legally enforceable right, not contingent on any future events, to set off the amounts and it intends either to settle them on a net basis or to realise the asset and settle the liability simultaneously.

q) Leases

Leases are recognized as assets of the right to use and corresponding liabilities on the date that the leased assets are available for use to the Company. Each lease payment is distributed between the obligation and the financing cost. The cost of financing is charged to profit or loss over the term of the lease to obtain a constant periodic rate of interest payable on the remaining balance of liabilities for each period. Depreciation is calculated on the assets of the right to use over the useful life of the asset or lease term, whichever is shorter, using the straight-line method.

NOTES TO THE FINANCIAL STATEMENTS
For the year ended 31 December 2021**BD 000's****3 SIGNIFICANT ACCOUNTING POLICIES (continued)****q) Leases (continued)**

The value of right of use are reviewed at the date of the financial statement, the estimated useful lives of these assets are also reviewed and any changes to be made on the coming periods.

Lease terms are negotiated on an individual basis and contain a wide range of different terms and conditions. The lease agreements do not impose any covenants other than the security interests in the leased assets that are held by the lessor. Leased assets may not be used as security for borrowing purposes.

Assets and liabilities arising from a lease are initially measured on a present value basis. Lease liabilities include the net present value of the following lease payments:

- fixed payments (including in-substance fixed payments), less any lease incentives receivable,
- variable lease payment that are based on an index or a rate, initially measured using the index or rate as at the commencement date,
- amounts expected to be payable by the Company under residual value guarantees,
- the exercise price of a purchase option if the Company is reasonably certain to exercise that option, and
- payments of penalties for terminating the lease, if the lease term reflects the Company exercising that option.

Lease payments to be made under reasonably certain extension options are also included in the measurement of the liability. The lease payments are discounted using the interest rate implicit in the lease. If that rate cannot be readily determined, which is generally the case for leases in the Company, the lessee's incremental borrowing rate is used, being the rate that the individual lessee would have to pay to borrow the funds necessary to obtain an asset of similar value to the right-of-use asset in a similar economic environment with similar terms, security and conditions.

To determine the incremental borrowing rate, the Company:

- where possible, uses recent third-party financing received by the individual lessee as a starting point, adjusted to reflect changes in financing conditions since third party financing was received,
- uses a build-up approach that starts with a risk-free interest rate adjusted for credit risk for leases held by the Company, which does not have recent third-party financing, and
- makes adjustments specific to the lease, ex term, country, currency and security.

If a readily observable amortising loan rate is available to the individual lessee (through recent financing or market data) which has a similar payment profile to the lease, then the Company use that rate as a starting point to determine the incremental borrowing rate.

Lease payments are allocated between principal and finance cost. The finance cost is charged to the statement of profit or loss and other comprehensive income over the lease period so as to produce a constant periodic rate of interest on the remaining balance of the liability for each period.

Right-of-use assets are measured at cost comprising the following:

- the amount of the initial measurement of lease liability,
- any lease payments made at or before the commencement date less any lease incentives received, and
- any initial direct costs.

Right-of-use assets are generally depreciated over the shorter of the asset's useful life and the lease term on a straight-line basis. If the Company is reasonably certain to exercise a purchase option, the right-of-use asset is depreciated over the underlying asset's useful life. The Company has recognised the right-of-use assets for leased forklifts and flats (refer note 5), which are presented under equipment and vehicles. Payments associated with short-term leases of equipment and vehicles and all leases of low-value assets are recognised on a straight-line basis as an expense in profit or loss. Short-term leases are leases with a lease term of 12 months or less without a purchase option. Low-value assets comprise IT equipment and small items of office furniture.

NOTES TO THE FINANCIAL STATEMENTS
For the year ended 31 December 2021**BD 000's****3 SIGNIFICANT ACCOUNTING POLICIES (continued)****q) Leases (continued)***Extension and termination options*

Extension and termination options are included in a number of leases across the Company. These are used to maximise operational flexibility in terms of managing the assets used in the Company's operations. The majority of extension and termination options held are exercisable by the Company or by the respective lessor.

r) Finance income and finance expense

The Company's finance income includes interest income on balances with Group Treasury and bank balances, and finance costs includes interest expense on leases. Interest income or expense is recognised using the effective interest method.

s) Royalty

Royalty expense is computed in line with the concession agreement as a percentage of the revenue earned and is recognized as other direct expenses in the profit or loss, in the period it is incurred.

t) Government grants

Government grants are recognised in profit or loss on a systematic basis over the periods in which the Company recognises expenses for which the grants are intended to compensate. In the case of grants related to assets, requires setting up the grant as deferred income or deducting it from the carrying amount of the asset.

u) Share capital

Ordinary shares are classified as equity.

v) Statutory reserve

According to the Bahrain Commercial Companies Law, the Company should deduct 10% of its annual net profit to transfer to the statutory reserve and continue do so each year provided that the total deducted amounts for the reserve do not exceed 50% of the Company's capital. For the purposes of this law. This reserve is not available for distribution to shareholders.

NOTES TO THE FINANCIAL STATEMENTS
For the year ended 31 December 2021

BD 000's

4 INTANGIBLE ASSETS

2021	Assets as per the Concession Agreement							Software and licenses	Total
	Service concession rights	Marine Service Equipment	Computer Equipment	Cranes & Transtainers	Machinery & Equipment	Vehicles	Capital work-in progress		
Cost									
Balance as at 1 January	9,731	20,241	238	15,175	1,604	822	37	725	48,573
Remeasurement during the year *	-	360	-	-	-	-	-	-	360
Additions	-	-	-	-	21	-	32	105	158
Transfer	-	-	-	69	-	-	(69)	-	-
Disposals	-	-	-	-	-	-	-	-	-
At 31 December	9,731	20,601	238	15,244	1,625	822	-	830	49,091
Accumulated amortisation									
At 1 January	4,573	2,654	206	11,052	1,089	820	-	725	21,119
Amortisation	388	1,398	18	402	113	2	-	12	2,333
Disposals	-	-	-	-	-	-	-	-	-
At 31 December	4,961	4,052	224	11,454	1,202	822	-	737	23,452
Net book value 31 December	4,770	16,549	14	3,790	423	-	-	93	25,639

* Remeasurement relates to change in future financial liabilities payments arising from a change in index during the year for the assets – marine service equipment.

Service concession rights include BD 924 paid as concession fee for the KBSP concession period on commencement of operations at the KBSP (note 1).

NOTES TO THE FINANCIAL STATEMENTS
For the year ended 31 December 2021

BD 000's

4 INTANGIBLE ASSETS (continued)

2020	Assets as per the Concession Agreement							Software and licenses	Total (Restated Note 29)
	Service concession rights	Marine Service Equipment	Computer Equipment	Cranes & Transtainers	Machinery & Equipment	Vehicles	Capital work-in progress		
Cost									
Balance as at 1 January	9,731	20,026	221	15,175	1,160	822	-	725	47,860
Remeasurement during the year *	-	215	-	-	-	-	-	-	215
Additions	-	-	17	-	-	-	481	-	498
Transfer	-	-	-	-	444	-	(444)	-	-
Disposals	-	-	-	-	-	-	-	-	-
At 31 December	9,731	20,241	238	15,175	1,604	822	37	725	48,573
Accumulated amortisation									
At 1 January	4,185	1,313	181	10,552	996	818	-	721	18,766
Amortisation	388	1,341	25	500	93	2	-	4	2,353
Disposals	-	-	-	-	-	-	-	-	-
At 31 December	4,573	2,654	206	11,052	1,089	820	-	725	21,119
Net book value 31 December	5,158	17,587	32	4,123	515	2	37	-	27,454

* Remeasurement relates to change in future financial liabilities payments arising from a change in index during the year for the assets – marine service equipment.

NOTES TO THE FINANCIAL STATEMENTS
For the year ended 31 December 2021

BD 000's

5 EQUIPMENT AND VEHICLES

2021

	Leased Forklifts	Leased Flats	Computer Equipment	Cranes & Transtainers	Furniture & Fixtures	Machinery & Equipment	Vehicles	Tools	Leasehold Improvement	Capital work-in progress	Total
Cost											
Balance as at 1 January	145	-	963	2,163	141	1,470	743	41	30	-	5,696
Additions	-	148	82	-	48	20	-	19	-	19	336
Transfer	-	-	-	-	-	19	-	-	-	(19)	-
Disposals	-	-	-	-	-	(94)	-	-	-	-	(94)
At 31 December	145	148	1,045	2,163	189	1,415	743	60	30	-	5,938
Accumulated depreciation											
At 1 January	12	-	780	2,127	87	1,269	656	35	30	-	4,996
Depreciation	29	74	106	23	16	86	27	5	-	-	366
Disposals	-	-	-	-	-	(94)	-	-	-	-	(94)
At 31 December	41	74	886	2,150	103	1,261	683	40	30	-	5,268
Net book value 31 December	104	74	159	13	86	154	60	20	-	-	670

NOTES TO THE FINANCIAL STATEMENTS
For the year ended 31 December 2021

BD 000's

5 EQUIPMENT AND VEHICLES (continued)

2020

	Leased Forklifts	Computer Equipment	Cranes & Transtainers	Furniture & Fixtures	Machinery & Equipment	Vehicles	Tools	Leasehold Improvement	Capital work-in progress	Total (Restated Note 29)
Cost										
Balance as at 1 January	-	843	2,174	88	1,515	761	37	60	83	5,561
Additions	145	35	-	53	22	-	4	-	46	305
Transfer	-	129	-	-	-	-	-	-	(129)	-
Disposals	-	(44)	(11)	-	(67)	(18)	-	(30)	-	(170)
At 31 December	145	963	2,163	141	1,470	743	41	30	-	5,696
Accumulated depreciation										
At 1 January	-	756	2,114	84	1,256	647	32	60	-	4,949
Depreciation	12	68	24	3	80	27	3	-	-	217
Disposals	-	(44)	(11)	-	(67)	(18)	-	(30)	-	(170)
At 31 December	12	780	2,127	87	1,269	656	35	30	-	4,996
Net book value 31 December	133	183	36	54	201	87	6	-	-	700

NOTES TO THE FINANCIAL STATEMENTS
For the year ended 31 December 2021

BD 000's

6 INVENTORIES

	2021	2020
At 1 January	807	819
Purchased during the year	1,199	1,241
Consumed during the year	(1,169)	(1,253)
	837	807
Less: Provision for obsolescence	(475)	(463)
At 31 December	362	344

Movement in provision for obsolescence:

	2021	2020
At 1 January	463	492
Charge / (reversal) for the year, net	12	(29)
At 31 December	475	463

7 TRADE RECEIVABLES

	2021	2020
Trade receivables	1,968	2,012
Less: Provision for loss allowance	(418)	(444)
	1,550	1,568

Movement in provision for loss allowance:

	2021	2020
At 1 January	444	440
(Reversal) / charge for the year, net	(26)	4
At 31 December	418	444

The fair values of trade receivables approximate their carrying values. Information about the Company's exposure to credit risk is included in note 24.

8 OTHER RECEIVABLES AND PREPAYMENTS

	2021	2020
Prepayments	211	295
Fair value of derivatives (refer note 28)	12	41
Other receivables	62	95
	285	431

NOTES TO THE FINANCIAL STATEMENTS
For the year ended 31 December 2021

BD 000's

9 CASH AND CASH EQUIVALENTS

	Ratings	2021	2020
Balances with banks	A+ to B+	1,730	1,184

Information about the Company's exposure to credit risk is included in note 24.

10 SHARE CAPITAL

Authorized share capital / issued and fully paid up

	2021	2020
90,000,000 shares of 100 fils each (2020: 90,000,000 of 100 fils each)	9,000	9,000

(i) Names and nationalities of the major shareholders and the number of equity shares held:

Name of the shareholder	Nationality	Number of shares (000s)	% of holding
APM Terminals B.V	Netherland	57,600	64%
Yusuf Bin Ahmed Kanoo (Holdings) W.L.L	Bahrain	14,400	16%

(ii) The Company has one class of equity shares and the holders of these shares have equal voting rights. Holders of ordinary shares are entitled to dividends from time to time and are entitled to one vote per share at general meetings of the Company. All rights attached to the Company's shares held by the Company are suspended until those shares are re-issued.

(iii) The following is a distribution schedule of equity shares setting out the number of holding and percentage:

Categories*	Number of shares (000s)	Number of shareholders	% of total shares
Less than 1%	14,817	740	16.5%
1 % up to less than 5%	3,183	2	3.5%
5 % up to less than 10%	-	-	-
10 % up to less than 20%	14,400	1	16.0%
20 % up to less than 50%	-	-	-
50% and above	57,600	1	64.0%
Total	90,000	744	100.0%

* Expressed as percentage of total issued and fully paid shares of the Company.

11 STATUTORY RESERVE

In accordance with the Commercial Companies Law and the Company's Articles of Association, a minimum of 10% of the net profit for the year is appropriated to a statutory reserve. The Company may elect to discontinue such appropriation when the reserves reach 50% of the capital. This reserve is not distributable, except in the circumstances stipulated in the Commercial Companies Law.

NOTES TO THE FINANCIAL STATEMENTS
For the year ended 31 December 2021

BD 000's

12 LEASE AND OTHER FINANCIAL LIABILITIES

a) Amounts recognised in the statement of financial position

i) Intangible assets include marine service equipment amounting to BD 16,549 (2020: BD 17,587) (note 4). Right of use assets include leased forklifts and leased flats amounting to BD 178 (2020: BD 133) (note 5).

ii) Lease and other financial liabilities

	2021	2020
Marine service equipment (Financial liability)	18,001	18,552
Service concession rights (Financial liability)	7,572	7,810
Lease of forklifts (Lease liability)	117	136
Lease of flats (Lease liability)	75	-
	25,765	26,498

	2021	2020
Non-current portion of lease and other financial liability	24,330	25,276
Current portion of lease and other financial liability	1,435	1,222
	25,765	26,498

b) Amounts recognised in the profit or loss:

	2021	2020
Amortization charge on intangible assets	1,398	1,341
Depreciation charge on right-of-use assets	103	12
Interest expense on financial liabilities (included in finance expense note 19)	1,770	1,791
Interest expense on lease liabilities (included in finance expense note 19)	9	2
Expense relating to short-term leases	71	134
Expenses relating to leases of low-value assets, excluding short-term leases of low-value assets	1	29

c) The total cash outflow for leases in 2021 was BD 3,020 (2020: BD 2,879).

13 EMPLOYEES LEAVING INDEMNITIES

Employee benefits related to salaries and related costs have been disclosed in notes 16 and 17. The charge for indemnity is included in the respective notes based on function i.e., direct operating expenses or administrative expenses. Provision for employees' indemnity liability is as follows:

	2021	2020
At 1 January	680	576
Charge for the year	135	154
Paid during the year	(77)	(50)
At 31 December	738	680

NOTES TO THE FINANCIAL STATEMENTS
For the year ended 31 December 2021

BD 000's

14 TRADE AND OTHER PAYABLES

	2021	2020
Royalty payable to the Government of Bahrain	4,190	3,256
Trade payables	539	554
Advances from customers	248	491
Accrued expenses	2,378	2,394
Provisions	680	550
	8,035	7,245

15 REVENUE

	2021	2020
Container services	16,661	19,139
General cargo services	13,082	16,629
Marine services	9,274	7,419
	39,017	43,187

Revenue is generated only in the Kingdom of Bahrain.

16 DIRECT OPERATING EXPENSES

	2021	2020
Salaries and related costs	4,964	5,591
Subcontracting charges	2,889	3,287
Amortization (Note 4)	2,333	2,353
Maintenance and repairs	1,331	1,446
Fuel and electricity	1,207	1,448
Equipment hiring charges	422	186
Depreciation (Note 5)	366	217
Operational insurance	155	122
Customs duty and freight charges	68	50
Charge for / (reversal of) provision on inventories	12	(29)
Other expenses	19	35
	13,766	14,706

17 OTHER DIRECT EXPENSES

	2021	2020
Royalty to Government of Bahrain	11,932	10,400

As per the concession agreement with the Government of Bahrain, the Company is required to pay royalty calculated as a percentage of the revenue to the Port and Maritime Affairs.

NOTES TO THE FINANCIAL STATEMENTS
For the year ended 31 December 2021

BD 000's

18 GENERAL AND ADMINISTRATIVE EXPENSES

	2021	2020
Salaries and related costs	2,442	2,315
Management and administration fee	343	361
Computer expenses	315	304
Security costs	219	239
Subcontracting charges	147	122
Legal and professional charges	146	74
Office expenses	111	108
Repair and accident claims	101	96
Board of Directors' fee	80	75
Covid19 spend	78	114
Training expenses	43	9
Communication expenses	30	27
Travel expenses	-	7
Other expenses	160	107
	4,215	3,958

19 FINANCE EXPENSE

	2021	2020
Lease interest expense	1,779	1,793
Bank charges	32	37
Foreign exchange loss, net	19	19
	1,830	1,849

20 EARNINGS PER SHARE

Earnings per share is calculated by dividing the profit attributable to the ordinary shareholders of the Company by the weighted average number of ordinary shares outstanding during the year excluding the average number of ordinary shares purchased by the Company and held as treasury shares, are as follows:

	2021	2020
Profit for the year (BD 000's)	7,984	13,662
Weighted average number of shares (000's)	90,000	90,000
Basic and diluted earnings per share (fils)	89	152

21 APPROPRIATIONS

The Board of Directors have proposed the following appropriations for the year 2021:

	2021	2020
Cash dividend proposed	7,984	13,662

At the Annual General Meeting of the shareholders held on 25 March 2021, the shareholders approved a cash dividend of BD 13,662 for the year ended 31 December 2020.

NOTES TO THE FINANCIAL STATEMENTS
For the year ended 31 December 2021

BD 000's

22 RELATED PARTY TRANSACTIONS

Parties are considered to be related if one party has the ability to control the other party or exercise significant influence over the other party in making financial and operating decisions. Related parties include entities over which the Company exercises significant influence, major shareholders, directors and key management personnel of the Company. In considering each possible related party relationship, attention is directed to the substance of the relationship, not merely the legal form. Transactions with related parties are at agreed terms. All transactions with related parties are made on market terms with its associates. The following are the major transactions:

Description	Parent company	Group company	Entities which shareholders and directors have interest in	Total
As at 31 December 2021				
<u>Current Assets</u>				
<i>Due from related parties</i>				
Trade receivable	228	-	455	683
Interest receivable on deposits	49	-	-	49
Other receivables	-	56	-	56
	277	56	455	788
Balances with Group Treasury	25,512	-	-	25,512
<u>Non-Current Liabilities</u>				
<i>Due to related parties</i>				
Non-current portion of financial liabilities	-	16,695	80	17,045
<u>Current Liabilities</u>				
Trade payables	-	-	6	6
Other payable	-	171	-	171
Accrued expenses	4	301	-	305
Management fee payable	32	-	-	32
	36	472	6	514
Current portion of financial liabilities	-	1,036	28	1,064

The Company has maintained balances with Group treasury pursuant to the technical services agreement whereby treasury advice and execution services are provided and earns an average interest of 1.23% p.a. (2020: 2.46% p.a.)

Description	Parent company	Group company	Entities which shareholders and directors have interest in	Total
For the year ended 31 December 2021				
<u>Income</u>				
Revenue	2,487	-	5,991	8,478
Finance income	476	-	-	476
	2,963	-	5,991	8,954
<u>Expenses</u>				
Subcontracting charges	-	3,426	-	3,426
Management and administration fee	343	-	-	343
Computer expenses	243	-	-	243
Maintenance and repairs	-	-	30	30
Board remuneration	42	-	38	80
Other expenses	46	84	153	283

NOTES TO THE FINANCIAL STATEMENTS
For the year ended 31 December 2021

BD 000's

22 RELATED PARTY TRANSACTIONS (continued)

A cash outflow of BD 2,037 (2020: BD 2,000) related to lease rental payments were made to the Group company and BD 32 (2020: BD 11) to other shareholders during the year.

Description	Parent company	Group company	Entities which shareholders and directors have interest in	Total
As at 31 December 2020				
<u>Assets</u>				
<i>Due from related parties</i>				
Trade receivables	478	-	475	953
Interest receivable	220	-	-	220
Other receivables	-	1	-	1
	698	1	475	1,174
Balances with Group Treasury	29,106	-	-	29,106
<u>Non-Current Liabilities</u>				
<i>Due to related parties</i>				
Non-current portion of financial liabilities	-	17,595	109	17,704
<u>Current Liabilities</u>				
Other payables	15	-	1	16
Accrued expenses	5	318	12	335
Management fee payable	25	-	-	25
	45	318	13	376
Current portion of financial liabilities	-	956	27	983
For the year ended 31 December 2020				
<u>Income</u>				
Revenue	3,391	-	7,246	10,637
Finance income	484	-	-	484
	3,875	-	7,246	11,121
<u>Expenses</u>				
Subcontracting charges	-	3,381	-	3,381
Management and administration fee	361	-	-	361
Computer expenses	232	-	-	232
Maintenance and repairs	-	2	57	59
Board Remuneration	37	-	38	75
Other expenses	44	15	106	165

Other related party transactions for the year ended 31 December

Description	Parent/ Group company		Entities which shareholders and directors have interest in		Total	
	2021	2020	2021	2020	2021	2020
Purchase of inventories	-	-	72	56	72	56

NOTES TO THE FINANCIAL STATEMENTS
For the year ended 31 December 2021

BD 000's

22 RELATED PARTY TRANSACTIONS (continued)

Key management personnel

Key management personnel of the Company comprise of the Board of Directors and key members of management including employees promoted as executives during the year, having authority and responsibility for planning, directing and controlling the activities of the Company. The key management personnel compensation is as follows:

	2021	2020
Salaries and other short-term benefits	931	735
Post-employment benefits for the year	24	43
Board remuneration and sitting fees for the year	80	75
Post-employment benefits payable	58	63

23 SEGMENT REPORTING

Operating segments are reported in a manner consistent with the internal reporting provided to the Chief Operating Decision Maker of the Company. Chief Executive Officer and Chief Financial Officer of the Company are the chief operating decision makers. The Company operates only in one Business Segment i.e. 'Port Services' which primarily includes services such as Container services, General Cargo services and Marine services and the activities incidental thereto within Bahrain. The revenue, expenses and results are reviewed only at Company level and therefore no separate operating segment results and disclosures are provided in these financial statements.

24 FINANCIAL INSTRUMENTS AND RISK MANAGEMENT

Financial instruments include financial assets and financial liabilities. Financial assets of the Company include trade receivables, cash and cash equivalents, balances with Group Treasury, due to related parties and other financial assets. Financial liabilities of the Company comprise of trade and other payables, due to related parties and lease and other financial liabilities.

The Company has exposure to the following risks from its use of financial instruments:

- credit risk
- liquidity risk
- market risk
- operational risk

This note presents information about the Company's exposure to each of the above risks, the Company's objectives, policies and processes for measuring and managing risk, and the Company's management of capital. The note also presents certain quantitative disclosures in addition to the disclosures throughout the financial statements.

NOTES TO THE FINANCIAL STATEMENTS
For the year ended 31 December 2021

BD 000's

24 FINANCIAL INSTRUMENTS AND RISK MANAGEMENT (continued)

The Board of Directors has overall responsibility for the establishment and oversight of the Company's risk management framework.

The Company's risk management policies are established to identify and analyse the risks faced by the Company, to set appropriate risk limits and controls, and to monitor risks and adherence to limits. Risk management policies and systems are reviewed regularly to reflect changes in market conditions and the Company's activities. The Company, through its training and management standards and procedures, aims to develop a disciplined and constructive control environment in which all employees understand their roles and obligations.

a) Credit risk

Credit risk is the risk that a counter party to a financial instrument will fail to discharge an obligation and cause the Company to incur a financial loss. The Company is exposed to credit risk primarily on its cash and cash equivalents and receivables.

The significant receivables are from customers and balances with Group Treasury. The receivables from customers represent revenue billed to the customers.

The Company has a practice, which ensures that each new customer is analyzed individually for creditworthiness before the Company's standard payment conditions are offered. In addition, the Company has a practice of collecting Bank Guarantee for the entire Credit limit approved for all the customers. Since the Company is providing services locally, there is no significant geographical concentration of credit risk involved in trade receivable balances and there was no concentration of credit risk on the local customers.

The Company perceives that the trade receivable balances are of good credit quality as these are primarily:

- government-owned companies;
- well established private companies, and
- related parties with good financial position.

An impairment analysis is performed at each reporting date using provision matrix to measure expected credit loss.

Company's credit risk on cash and cash equivalents is limited as these are placed with an international bank, Ahli United Bank and the National Bank of Bahrain.

There was no concentration of credit risk on the other receivables and due from related parties at the reporting date.

The Company has significant concentration risk in balances with the Group Treasury.

(i) Exposure to credit risk

The carrying amount of financial assets represents the maximum credit exposure. The maximum exposure to credit risk at the reporting date was:

	2021	2020
Balances with bank	1,730	1,184
Trade receivables	1,550	1,568
Other receivables	62	95
Due from related parties	788	1,174
Balances with Group Treasury	25,512	29,106
	29,642	33,127

NOTES TO THE FINANCIAL STATEMENTS
For the year ended 31 December 2021

BD 000's

24 FINANCIAL INSTRUMENTS AND RISK MANAGEMENT (continued)*(ii) Impairment Losses*

The aging of trade receivables at the reporting date was:

	2021			2020		
	Gross	Weighted Average Loss Rate	Loss Allowance	Gross	Weighted Average Loss Rate	Loss Allowance
Current (not past due)	1,211	1%	8	1,176	1%	7
Past due:						
0-90 days	238	1%	2	341	1%	3
91-180 days	67	10%	7	29	10%	3
181-270 days	43	30%	13	29	24%	7
271-365 days	41	49%	20	19	32%	6
Over 365 days	368	100%	368	418	100%	418
	1,968	21%	418	2,012	22%	444

b) Liquidity risk

Liquidity risk is the risk that the Company will encounter difficulty in meeting the obligations associated with its financial liabilities that are settled by delivering cash or another financial asset. The Company's approach to managing liquidity is to ensure, as far as possible, that it will always have sufficient liquidity to meet its liabilities when due, under both normal and stressed conditions, without incurring unacceptable losses or risking damage to the Company's reputation. Liquidity risk may result from an inability to collect a financial asset within a reasonable period at close to its fair value.

The liquidity position of the Company is monitored by the Chief Executive Officer and the Chief Financial Officer. The Company ensures that it has sufficient cash on demand to meet expected operational expenses, including the servicing of financial obligations; this excludes the potential impact of extreme circumstances that cannot reasonably be predicted, such as natural disasters.

The table below summarises the maturities of the Company's undiscounted financial liabilities at 31 December 2021 and 2020, based on contractual payment dates and current market interest rates.

	Carrying amount	Contractual Cash flows	6 months or less	7 - 12 months	1 - 2 years	More than 2 years
2021						
Trade and other payables	7,107	7,107	7,107	-	-	-
Due to related parties	514	514	514	-	-	-
Lease and other financial liabilities	25,765	37,575	1,986	1,093	3,016	31,480
	33,386	45,196	9,607	1,093	3,016	31,480
2020						
Trade and other payables	6,204	6,204	6,204	-	-	-
Due to related parties	376	376	376	-	-	-
Lease and other financial liabilities	26,498	39,847	1,897	1,031	4,966	31,953
	33,078	46,427	8,477	1,031	4,966	31,953

NOTES TO THE FINANCIAL STATEMENTS
For the year ended 31 December 2021**BD 000's****24 FINANCIAL INSTRUMENTS AND RISK MANAGEMENT (continued)****c) Market risk**

Market risk is the risk that changes in market prices, such as foreign exchange rates and interest rates will affect the Company's income or the value of its holdings of financial instruments. The objective of market risk management is to manage and control market risk exposures within acceptable parameters, while optimising the return on risk.

(i) Interest rate risk

Interest rate risk is the risk that the Company's earnings will be affected as a result of movements in interest rates.

The Company's interest rate risk is limited to its interest bearing balances with Group Treasury. Change in market interest rate will not have a significant effect on the carrying value of these balances due to the short-term characteristics of these balances and fixed interest rates.

(ii) Foreign exchange risk

Foreign exchange risk is the risk that the Company's earnings will be affected as a result of fluctuations in foreign currency exchange rates. The Company is exposed to currency risk on purchases of US Dollars. Majority of Company's transactions are in Bahraini Dinars and in US Dollars (USD), to which the Bahraini Dinars is currently pegged.

d) Operational risk

Operational risk is the risk of direct or indirect loss arising from a wide variety of causes associated with the Company's processes, personnel, technology and infrastructure, and from external factors other than credit, market and liquidity risks such as those arising from legal and regulatory requirements and generally accepted standards of corporate behavior. Operational risks arise from all of the Company's operations.

The Company's objective is to manage risks so as to balance the avoidance of financial losses and damage to the Company's reputation with overall cost effectiveness and to avoid control procedures that restrict initiative and creativity.

The primary responsibility for the development and implementation of controls to address operational risk is assigned to senior management within each business unit. This responsibility is supported by the development of overall Company standards for the management of operational risk in the following areas:

- Requirements for appropriate segregation of duties, including the independent authorization of transactions.
- Requirements for the reconciliation and monitoring of transactions.
- Compliance with regulatory and other legal requirements.
- Documentation of controls and procedures.
- Requirements for the periodic assessment of operational risks faced, and the adequacy of controls and procedures to address the risks identified.
- Requirements for the reporting of operational losses and proposed remedial action.
- Development of contingency plans.
- Training and professional development.
- Ethical and business standards.
- Risk mitigation, including insurance where this is effective.

NOTES TO THE FINANCIAL STATEMENTS
For the year ended 31 December 2021

BD 000's

24 FINANCIAL INSTRUMENTS AND RISK MANAGEMENT (continued)**e) Capital management**

The Board's policy is to maintain a strong capital base so as to maintain investor and Government's confidence and to be able to meet the requirements of the Khalifa Bin Salman Concession Agreement. The Board of Directors monitors that there is sufficient capital to ensure smooth working of the current operations and investments. The Company defines capital as total equity, which are for a significant term to ensure that the Company will be adequately capitalized till the internal accruals are sufficient for a sustainable growth.

The Company monitors capital by monitoring the gearing ratio. This ratio is calculated as net debt divided by total capital. Net debt is calculated as total borrowings as shown in the statement of financial position less cash and cash equivalents. Total capital is the total equity, as shown in the statement of financial position, plus net debt. No gearing ratio was presented as the Company does not have any outstanding borrowings. There were no changes in the Company's approach to capital management during the year.

f) Financial instrument by category

At 31 December 2021 and 2020, all the Company's financial assets and financial liabilities were financial assets at amortised cost and financial liabilities at amortised cost, respectively, except for derivatives which are measured at financial assets at through profit and loss. The classification of financial assets and liabilities, together with the carrying amounts presented in the statement of financial position, are as follows:

	Financial assets at amortised cost	Financial assets at fair value through profit or loss	Financial liabilities at amortised cost	Total carrying value
31 December 2021				
Trade receivables	1,550	-	-	1,550
Other receivables	62	12	-	74
Due from related parties	788	-	-	788
Balances with Group Treasury	25,512	-	-	25,512
Cash and cash equivalents	1,730	-	-	1,730
	29,642	12	-	29,654
Trade and other payables	-	-	8,035	8,035
Due to related parties	-	-	514	514
Lease and other financial liabilities	-	-	25,765	25,765
	-	-	34,314	34,314

	Financial assets at amortised cost	Financial assets at fair value through profit or loss	Financial liabilities at amortised cost	Total carrying value
31 December 2020				
Trade receivables	1,568	-	-	1,568
Other receivables	95	41	-	136
Due from related parties	1,174	-	-	1,174
Balances with Group Treasury	29,106	-	-	29,106
Cash and cash equivalents	1,184	-	-	1,184
	33,127	41	-	33,168
Trade and other payables	-	-	7,245	7,245
Due to related parties	-	-	376	376
Lease and other financial liabilities	-	-	26,498	26,498
	-	-	34,119	34,119

NOTES TO THE FINANCIAL STATEMENTS
For the year ended 31 December 2021

BD 000's

25 FAIR VALUES OF FINANCIAL INSTRUMENTS

Fair value is the price that would be received to sell an asset or paid to transfer a liability in an orderly transaction between market participants at the measurement date in the principal, or in its absence, the most advantageous market to which the Company has access at that date. The fair value of a liability reflects its non-performance risk.

The Company measures fair values using the following fair value hierarchy that reflects the significance of the inputs used in making the measures:

Level 1: Quoted market price (unadjusted) in an active market for an identical instrument.

Level 2: Inputs other than quoted prices included within Level 1 that are observable either directly (i.e. as prices) or indirectly (i.e. derived from prices). This category includes instruments valued using: quoted market prices in active markets for similar instruments; quoted prices for identical or similar instruments in markets that are considered less than active; or other valuation techniques in which all significant inputs are directly or indirectly observable from market data.

Level 3: Inputs that are unobservable. This category includes all instruments for which the valuation technique includes inputs not based on observable data and the unobservable inputs have a significant effect on the instrument's valuation. This category includes instruments that are valued based on quoted prices for similar instruments for which significant unobservable adjustments or assumptions are required to reflect differences between the instruments.

The Company has not disclosed the fair value for financial instruments such as trade and other receivables, trade and other payables, balances with Group Treasury and cash and bank balances, because their carrying amounts are a reasonable approximation of fair values, due to their short-term nature.

The Company's financial assets and financial liabilities are all classified under the amortized cost category. Derivative financial instruments measured at fair value were Level 2 as per the hierarchy.

26 COMMITMENTS AND CONTINGENT LIABILITIES

	2021	2020
Capital commitments	2	97
Contingent liabilities	10	10

NOTES TO THE FINANCIAL STATEMENTS
For the year ended 31 December 2021

BD 000's

27 RECONCILIATION OF MOVEMENTS OF LIABILITIES TO CASH FLOWS ARISING FROM FINANCING ACTIVITIES

	Liabilities	Equity			Total
	Lease and other financial liability	Share capital	Statutory reserve	Retained earnings	
Balance at 1 January 2021	26,498	9,000	4,500	13,662	53,660
Remeasurement of IFRS 16	360	-	-	-	360
<i>Changes from financing cash flows</i>					
Lease and other financial liability	(1,241)	-	-	-	(1,241)
Finance expense	(1,779)	-	-	-	(1,779)
Dividends paid	-	-	-	(13,662)	(13,662)
Total changes from financing cash flows	(3,020)	-	-	(13,662)	(16,682)
Liability-related changes	1,927	-	-	-	1,927
Equity-related changes	-	-	-	7,984	7,984
Balance at 31 December 2021	25,765	9,000	4,500	7,984	47,249

	Liabilities	Equity			Total
	Lease and other financial liability	Share capital	Statutory reserve	Retained earnings	
Balance at 1 January 2020	27,221	9,000	4,500	10,161	50,882
Remeasurement of IFRS 16	215	-	-	-	215
<i>Changes from financing cash flows</i>					
Lease and other financial liability	(1,110)	-	-	-	(1,110)
Finance expense	(1,769)	-	-	-	(1,769)
Dividends paid	-	-	-	(10,161)	(10,161)
Total changes from financing cash flows	(2,879)	-	-	(10,161)	(13,040)
Liability-related changes	1,941	-	-	-	1,941
Equity-related changes	-	-	-	13,662	13,662
Balance at 31 December 2020	26,498	9,000	4,500	13,662	53,660

28 DERIVATIVES

The Company has entered into foreign currency forward and swap contracts with a bank with nominal value of BD 25,449 (2020: BD 29,271) maturing within one year. The fair value as at the year end amounted to BD 12 (2020: BD 41) and is included under other assets.

NOTES TO THE FINANCIAL STATEMENTS
For the year ended 31 December 2021

BD 000's

29 RECLASSIFICATION OF CORRESPONDING AMOUNTS

In accordance with the requirements of IAS 8, 'Accounting policies, changes in accounting estimates and errors' (IAS 8), management has restated comparative figures to adjust the prior period's financial statements resulting from the following:

- a. Reclassification of Equipment purchased under the concession agreement:** Certain items of equipment purchased by the Company as part of the service concession agreement were incorrectly classified under Equipment and Vehicles in the statement of financial position in prior years. Management has now concluded that the more appropriate treatment, under the provisions of IFRIC 12, would be to classify this equipment as intangible assets as they are a part of the concession arrangements. Management has therefore restated the corresponding amounts to reflect the appropriate accounting treatment as summarised below.

Discrete effect on financial statement line items in the statement of financial position – 31 December 2020 and 2019

	31 December 2020 (Previously reported)	Adjustments	31 December 2020 (Restated)	31 December 2019 (Previously reported)	Adjustments	31 December 2019 (Restated)
Intangible assets	5,158	22,296	27,454	5,550	23,544	29,094
Equipment and vehicles	22,996	(22,296)	700	24,156	(23,544)	612
Total non-current assets	28,154	-	28,154	29,706	-	29,706
Total current assets	33,807	-	33,807	28,190	-	28,190
Total assets	61,961	-	61,961	57,896	-	57,896
Total equity	27,162	-	27,162	23,661	-	23,661

The reclassifications did not have any impact on any of the previously reported profit for the years or cash flows for the years ended.

- b. Reclassification of certain items in the statement of profit or loss and other comprehensive income:** the management have reclassified i) in accordance with the nature of the item, royalty expense to above the gross profit line (2020: BD 10,400) ii) in line with the requirements under IFRS 9, separate presentation of "Net impairment losses on trade receivables" on the face of the statement of profit or loss and other comprehensive income (BD 4) and iii) certain expenses based on its nature between general and administrative expenses, other operating expenses and direct operating expenses (BD 388). Management has therefore restated the corresponding amounts to reflect the appropriate classification as summarised below.

Discrete effect on financial statement line items in the statement of profit or loss and other comprehensive income – 31 December 2020

	31 December 2020 (Previously reported)	Adjustments	31 December 2020 (Restated)
Direct operating expenses	(14,385)	(321)	(14,706)
Other direct expenses	-	(10,400)	(10,400)
Gross profit	28,802	(10,721)	18,081
General and administrative expenses	(3,891)	(67)	(3,958)
Net impairment losses on trade receivables	-	(4)	(4)
Other operating expenses	(10,792)	10,792	-
Operating profit	14,193	-	14,193
Profit for the year	13,662	-	13,662
Total comprehensive income for the year	13,662	-	13,662

The reclassifications did not have any impact on the previously reported profit for the year or cash flows for the year ended.

NOTES TO THE FINANCIAL STATEMENTS
For the year ended 31 December 2021**BD 000's**

30 IMPACT OF COVID 19

On 11 March 2020, the Coronavirus (COVID 19) outbreak was declared a pandemic by the World Health Organization (WHO) and has rapidly evolved globally. COVID-19 has also brought about significant uncertainties in the global economic environment. Authorities have taken various measures to contain the spread including implementation of travel restrictions and quarantine measures.

The management has been closely monitoring the impact of the COVID-19 developments on the Company's operations and financial position; including possible loss of revenue, impairment, outsourcing arrangements etc. The Company has also put in place contingency measures, which include but are not limited to enhancing and testing of business continuity plans. Based on their assessment, the management has concluded that the Company will continue as a going concern entity for the next 12 months.

During 2020 COVID-19 related government grants of BD 803 were received from the Government of Kingdom of Bahrain, for the reimbursement of salaries of national employees and waiver of Electricity and Water utility bills from April 2020 to June 2020. This amount is recognized as other income in the profit or loss (2021: Nil).

In preparing the financial statements, judgements made by management in applying the Company's accounting policies and sources of estimation are subject to uncertainty regarding the potential impacts of the current economic volatility and these are considered to represent management's best assessment based on available or observable information.